

---

<b>Report To:</b>	<b>Education &amp; Communities Committee</b>	<b>Date:</b>	<b>5 November 2019</b>
<b>Report By:</b>	<b>Corporate Director: Education, Communities &amp; Organisational Development</b>	<b>Report No:</b>	<b>EDUCOM/92/19/HS</b>
<b>Contact Officer:</b>	<b>Hugh Scott Service Manager</b>	<b>Contact No:</b>	<b>5459</b>
<b>Subject:</b>	<b>Active Schools Performance 2018/19</b>		

---

## 1.0 PURPOSE

- 1.1 The purpose of this report is to inform the Committee of the Active Schools team performance in the school year 2018-19.

## 2.0 SUMMARY

- 2.1 Inverclyde Council works in partnership with **sportscotland**, the national agency for sport, to invest and support our local Active Schools network. Inverclyde is part of a national programme with engagement from all 32 local authorities. The national network consists of 400 managers and co-ordinators dedicated to developing and supporting the delivery of quality sporting opportunities for children and young people. Locally the network consists of an Active Schools manager, a senior co-ordinator and 8 FTE co-ordinators.
- 2.2 Active Schools aims to provide more, and higher quality, opportunities to take part in sport and physical activity before school, during lunchtime and after school, and to develop effective pathways between schools and sports clubs in the local community.
- 2.3 Each local authority Active Schools team completes an online monitoring system managed by **sportscotland**. This system is completed for each school in the authority every term. The results can then be compiled into an authority-wide report which is attached as appendix 2 and 3 of this report.

The national monitoring system used by **sportscotland** focuses on:

- participation in Active Schools activities;
- the number of deliverers who are involved in Active Schools activities; and
- school / club links

- 2.4 Several areas of the report detailed in appendix 3 are worth highlighting:

- Annual performance is positive;
- Annual performance measures compare well against the national average. Inverclyde is exceeding the national average in two areas;
- Attainment challenge primary schools are engaging well with the Active Schools programme, with eight of the top ten schools for pupil participation being attainment challenge schools;
- Sport for Change programmes are seeing success in engaging non-participants, improving their confidence, self-esteem, determination, resilience and motivation. These

skills are transferring to the classroom setting, making a positive contribution to attainment and engagement; and

- Improving secondary school participation is now a priority for the service. The service is actively working with **sportscotland** to develop an action plan to increase the number of pupils in secondary schools participating in activity and sport.

### **3.0 RECOMMENDATIONS**

3.1 That the Education and Communities Committee notes:

- the content of this report; and
- the performance report summary and report in appendices 2 and 3

**Ruth Binks**

**Corporate Director: Education, Communities & Organisational Development**

## 4.0 BACKGROUND

- 4.1 Inverclyde Council works in partnership with **sportscotland**, the national agency for sport, to invest in and support our local Active Schools network. Inverclyde is part of a national programme with engagement from all 32 local authorities. The national network consists of 400 managers and co-ordinators dedicated to developing and supporting the delivery of quality sporting opportunities for children and young people. Nationally, the Active Schools programme is positioned to deliver on the Scottish Government's priorities within the Active Scotland Framework.
- 4.2 Active Schools aims to provide more and higher quality opportunities to take part in sport and physical activity before school, during lunchtime and after school, and to develop effective pathways for participants between schools and sports clubs in the local community.
- 4.3 Active Schools co-ordinators work with primary, secondary and additional support needs schools to increase the number and diversity of children and young people participating in Active Schools activities.
- 4.4 Active Schools co-ordinators have a key role in developing a network of volunteers to deliver activity sessions. These volunteers consist of teachers, parents, school staff, students, sports coaches and senior pupils who are central to the success of Active Schools.
- 4.5 Active Schools has worked with schools for over 15 years providing opportunities for children and young people to get involved, and stay involved, in sport and continues to make a significant contribution to a world class sporting system in Scotland. **Sportscotland's** model of a world class sporting system forms appendix 1 of this report.
- 4.6 Collaboration and partnership working is critical to the success of Active Schools. Co-ordinators work closely with parents, school staff and pupils to provide opportunities which reflect young people's interests and connect to physical education and local community opportunities.
- 4.7 Beyond the school environment Active Schools co-ordinators work with a range of partners including local sports clubs, sports development officers, community sport hubs, colleges and universities to provide pathways to support young people to stay involved and make progress in sport
- 4.8 Children and young people are at the heart of Active Schools and co-ordinators work closely with them to ensure a wide choice of activities and leadership opportunities are available to meet their needs and interests.
- 4.9 Embedding continuous improvement is essential to ensure progress and provide the best experiences for children and young people. Co-ordinators use monitoring and evaluation information and the School Sport Awards to inform planning, enhance existing provision and identify areas for further development.

## 5.0 Summary of performance

- 5.1 This paper sets out the progress the Inverclyde Active Schools team has made in school year 2018-19. The annual report and summary are attached as appendices.
- 5.2 Each local authority Active Schools team completes an online monitoring system managed by **sportscotland**. This system is completed for every school in the authority every term
- 5.3 The national measurements focus on:
  - participation in Active Schools activities;
  - the number of deliverers who are involved in Active Schools activities; and

- school / club links.

5.4 There are several notable successes this year:

- Activity sessions up by 5%;
- Distinct participants increased by 4.5%;
- 5 schools have 90% and above of their school pupils participating; and
- 75% of all primary children participated in Active School activity.

5.5 In addition to these successes we compare favourably to the national data:

- 5% higher than the national average for girls participating in our sessions; and
- 4% higher than the national average for the number of distinct participants taking part in our sessions.

5.6 A number of terms are used in this report to measure and define participation:

- **Participant sessions** – this is the uptake of activity, so an indication of how many times pupils have been active. This can be thought of as ‘visits’, or ‘throughput’ e.g. If twenty pupils meet to play rugby 10 times, this is 200 participant sessions
- **Activity sessions** – this is the provision of activity, so the number of sessions which pupils took part in e.g. If John, Jack and Jill play football together on Wednesday they have participated in one activity session. If this group meet 10 times, this is 10 activity sessions.
- **Distinct participants** – this refers to the number of individual pupils who have engaged in Active Schools programme. A pupil is counted as a participant if they have taken part in at least one active schools activity. If John, Jack and Jill play basketball together on Wednesday then this is counted as 3 distinct participants.
- **Distinct Deliverers** – is the number of individual people who lead / assist in an activity session.

5.7 Looking at distinct participants in more detail it is possible to measure this against each school’s roll to reflect the engagement in Active Schools’ extra-curricular activities as a percentage of the school role.

Our most engaged school in the authority has 98% of their school pupils taking part in Active School activities.

5.8 Among the top ten schools who have the largest amount of participants in Active Schools extra-curricular activities eight of these are attainment challenge schools. The school with the highest number of pupils in SIMD 1 & 2 in the authority has 73% of those pupils participating in extra-curricular activities.

5.9 One of the core aims of Active Schools is to introduce children and young people to sports and physical activities whilst minimising the barriers to participation. Within Inverclyde the Active Schools team has worked tirelessly at recruiting and retaining volunteers. By building and supporting this network of 396 volunteers it can provide free extra-curricular sessions’ across Inverclyde. In this school year alone 5952 hours of sports coaching was delivered free to all participants. The monetary value of this volunteer contribution would be approx. £70k (if paid at the current coaching rate.)

5.10 As part of minimising barriers to participation, Active Schools undertook several pilot projects. Using a ‘Sport For Change’ approach. A secondary interdisciplinary learning intervention to improve attainment and engagement (Literacy & HWB) was developed at St

Columba's High School.

## 6.0 IMPLICATIONS

### 6.1 Finance

#### 6.2 Financial Implications:

Cost Centre	Budget Heading	With Effect from	Annual Net Impact £000	Virement From (if Applicable)	Other Comments
01539	Active Schools				

Annually Recurring Costs/(Savings):

Public Engagement Events, communications and administration costs

Cost Centre	Budget Heading	Budget Years	Proposed Spend this Report £000	Virement From	Other Comments

### 6.3 Legal

N/A

### 6.4 Equalities

Has an Equality Impact Assessment been carried out?

YES (see attached appendix)

NO – This report does not introduce a new policy, function or strategy or recommend a change to an existing policy, function or strategy. Therefore, no Equality Impact Assessment is required.

### 6.5 Repopulation

Provision of Council services which are subject to close scrutiny with the aim of delivering continuous improvement for current and potential citizens of Inverclyde support the Council's aim of enhancing Inverclyde's reputation as a place to live and work.

## 7.0 CONSULTATION

N/A

## 8.0 Background Papers

Appendix 1 sportscotland World Class Sporting System

Appendix 2 Inverclyde Infographic data 2017-18

Appendix 3 Inverclyde Active Schools Monitoring Report 2017-18

**Appendix 1**  
 Sportscotland's Corporate Strategy - Sport For Life  
 World Class Sporting System



Appendix 2  
Inverclyde Infographic Data 2018-19



Monitoring data for the 2018/19 academic year

**96,000**  
VISITS




MADE BY  
**4,800**  
PARTICIPANTS

**ON AVERAGE 20 VISITS PER PUPIL**



**4,300**  
SESSIONS



**34**

CLUBS LINKING WITH SCHOOLS

**396** DELIVERERS



**89%**  
OF WHOM ARE  
VOLUNTARY



**351**  
VOLUNTEERS



Find out more about Active Schools at [sportscotland.org.uk](https://sportscotland.org.uk)

## Appendix 3

Active Schools

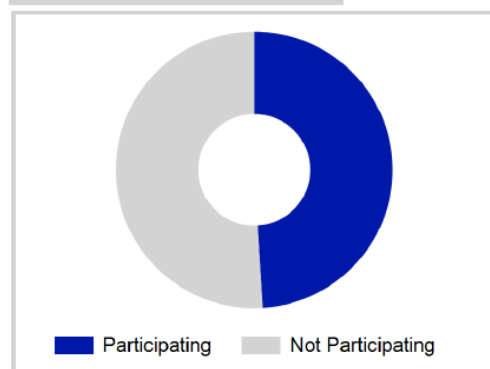
# Term Report: Inverclyde Council

Academic Year : 2018/2019, Term(s) : Full Year

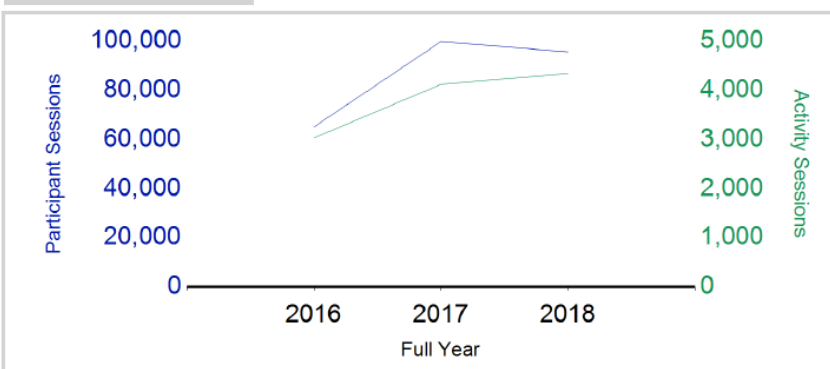
Putting Sport First

**sportscotland**  
the national agency for sport

% School Roll Participating



Participant Sessions<sup>1</sup>

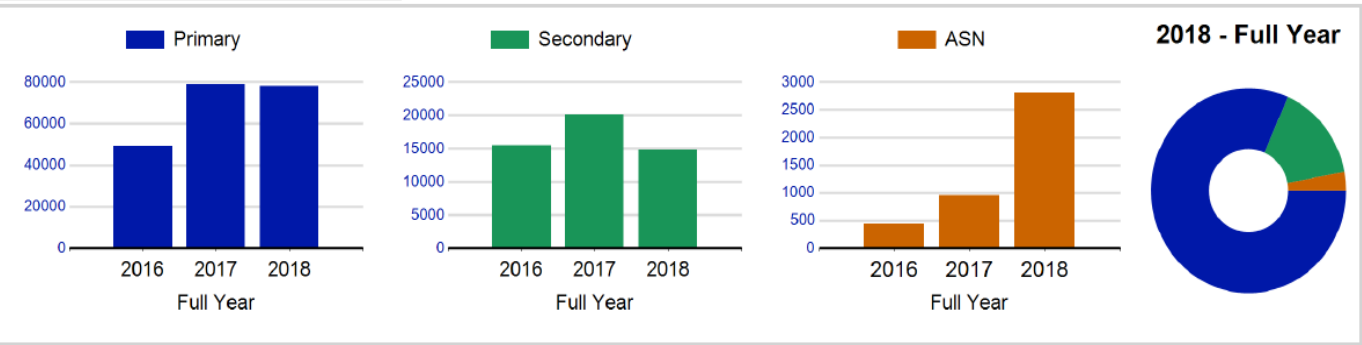


	2016 Full Year	2017 Full Year	2018 Full Year
<b>Activity Sessions</b>	<b>3,031</b>	<b>4,124</b>	<b>4,348</b>
% Purely voluntary	75%	70%	65%
Activity Session Blocks <sup>3</sup>	448	542	616
Avg Activity Sessions / Block <sup>4</sup>	6.8	7.6	7.1
Different Activities	32	40	43
<b>Participant Sessions<sup>1</sup></b>	<b>65,135</b>	<b>99,954</b>	<b>95,725</b>
% Female	51%	51%	51%
<b>Distinct Participants<sup>2</sup></b>	<b>3,779</b>	<b>4,598</b>	<b>4,806</b>
Total School Roll	9,894	9,860	9,809
% Participating	38%	47%	49%
<b>Distinct Deliverers<sup>5</sup></b>	<b>336</b>	<b>436</b>	<b>396</b>
% Volunteers	93%	90%	89%
Qualified Volunteers	88	64	97
Secondary Pupils	65	61	88
Total Deliverer Sessions <sup>6</sup>	5,360	7,374	7,859
Avg Deliverers Sessions / Deliverer	16.0	16.9	19.8
<b>School Club Links</b>	<b>206</b>	<b>200</b>	<b>221</b>
Schools with at least 1 link	27	27	27
Clubs with at least 1 link	27	37	34

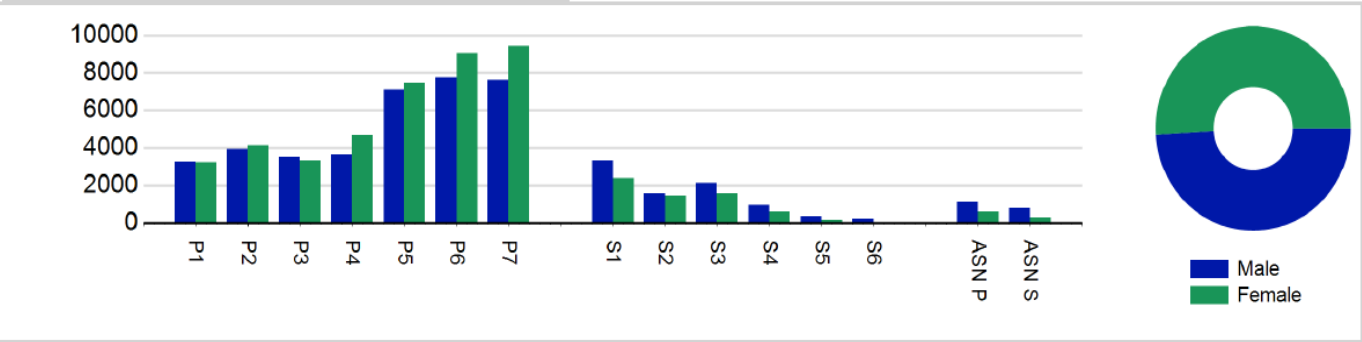
1. Participant Sessions are the 'visits' pupils have made to activities. These figures do not represent the distinct pupils, and should only be taken as indicative of participation  
2. Distinct participants are pupils who have attended at least one session of Active Schools supported activity across the selected year/term (whether this was in a single or multiple school activity).  
3. Activities are recorded in ASMO as 'Activity Session Blocks' which describe a group who meet to take part in an activity.  
4. The Average Activity Sessions/Block figure shows the average length of a block (i.e. how many weeks did the average block run for?)  
5. Distinct Deliverers are deliverers who have delivered at least one session of Active Schools supported activity across the selected year/term.  
6. Deliverer Sessions are the 'visits' deliverers have made to activities. These figures do not represent the distinct deliverers, and should only be taken as indicative of delivery. Distinct deliverer information is only available at the local authority level.  
7. School Roll details are taken from the Pupil Census as at September of the Academic Year. Summaries available at <http://www.gov.scot/topics/statistics/browse/school-education/datasets>  
8. Distinct Participant data collection 2011 onwards



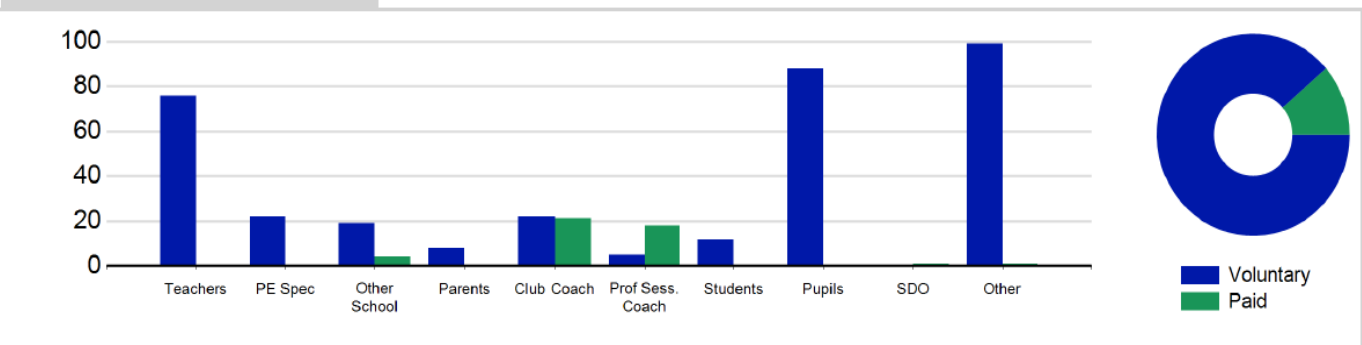
Participant Sessions<sup>1</sup> by School Type



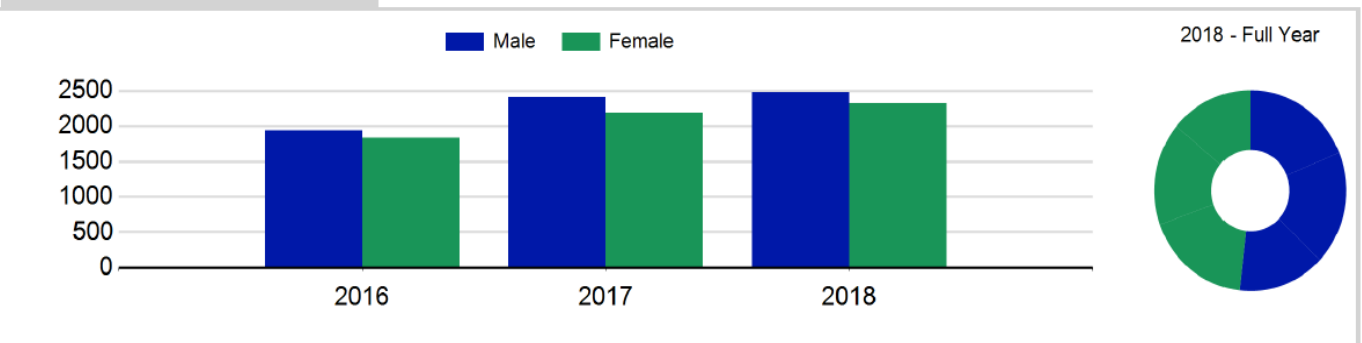
Participant Sessions<sup>1</sup> by Year Group and Gender



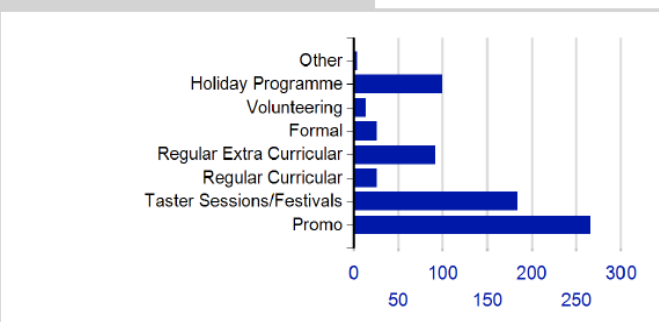
Distinct Deliverers<sup>5</sup>



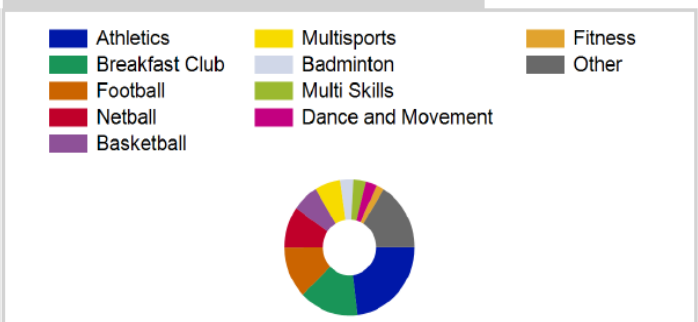
Distinct Participants<sup>2</sup> by Gender



School/Club Links by Link Type



Top 10 Activities by Participant Sessions<sup>1</sup>



# Term Report: Inverclyde Council

Academic Year : 2018/2019, Term(s) : Full Year

Putting Sport First

**sportscotland**  
 the national agency for sport
Participant Sessions<sup>1</sup> by Yeargroup and Gender

	Male	Female
<b>P1</b>	3,273	3,241
<b>P2</b>	3,934	4,120
<b>P3</b>	3,507	3,333
<b>P4</b>	3,618	4,685
<b>P5</b>	7,099	7,479
<b>P6</b>	7,734	9,040
<b>P7</b>	7,619	9,448
<b>S1</b>	3,343	2,397
<b>S2</b>	1,570	1,469
<b>S3</b>	2,121	1,545
<b>S4</b>	975	583
<b>S5</b>	347	153
<b>S6</b>	239	38
<b>ASN P</b>	1,120	593
<b>ASN S</b>	807	295
<b>Total</b>	<b>47,306</b>	<b>48,419</b>

Distinct Deliverers<sup>5</sup> by Type

	Paid	Voluntary
<b>Teachers</b>	0	76
<b>PE Spec</b>	0	22
<b>Other School</b>	4	19
<b>Parents</b>	0	8
<b>Club Coach</b>	21	22
<b>Prof Sess. Coach</b>	18	5
<b>Students</b>	0	12
<b>Pupils</b>	0	88
<b>SDO</b>	1	0
<b>Other</b>	1	99
<b>Total</b>	<b>45</b>	<b>351</b>

Distinct Participants<sup>2</sup> by Gender

<b>Male</b>	2,484
<b>Female</b>	2,322
<b>Total</b>	<b>4,806</b>